

Neat Board 50

neat.

neat.

User manual



Neat Board 50

Video conferencing device



Neat Board 50 transforms your meeting space experience by packing powerful technology and pioneering capabilities into an elegant all-in-one design.

It's perfect for bringing superior-quality audio, video and collaborative tools to your huddle, focus and meeting spaces.


Fully managed through Neat Pulse, Neat Board 50 comprises a touch screen, active marker, camera, speakers, microphone and environmental sensors in one compact design.

Neat Board 50 works standalone or as a companion device with other primary Neat systems. You can also combine it with Neat Pad controllers and scheduling displays.

Neat Active Marker

Neat Board 50 includes a pressure-sensitive active marker that enables a natural handwriting experience.

It has a tail-end eraser and magnetically attaches to the bottom of Neat Board 50. A long-lasting replaceable AAA battery powers Neat Active Marker.



Risk of fire or explosion if you put the wrong battery in. Only use consumer-grade, non-rechargeable carbon-zinc or alkaline AAA batteries.

Simple setup

Neat Board 50 includes everything you need to get started, a Neat Active Marker, cables and a table stand.

In the box:

Neat Board 50 with table stand
Ethernet cable: 16.4 feet (5 meters)
Power cord: 9.9 feet (3 meters)
Neat Active Marker

Adaptive stand (optional)



Adaptive mount or wall mount (optional)



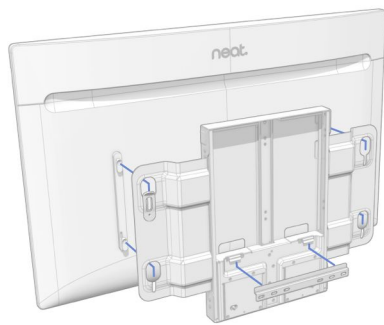
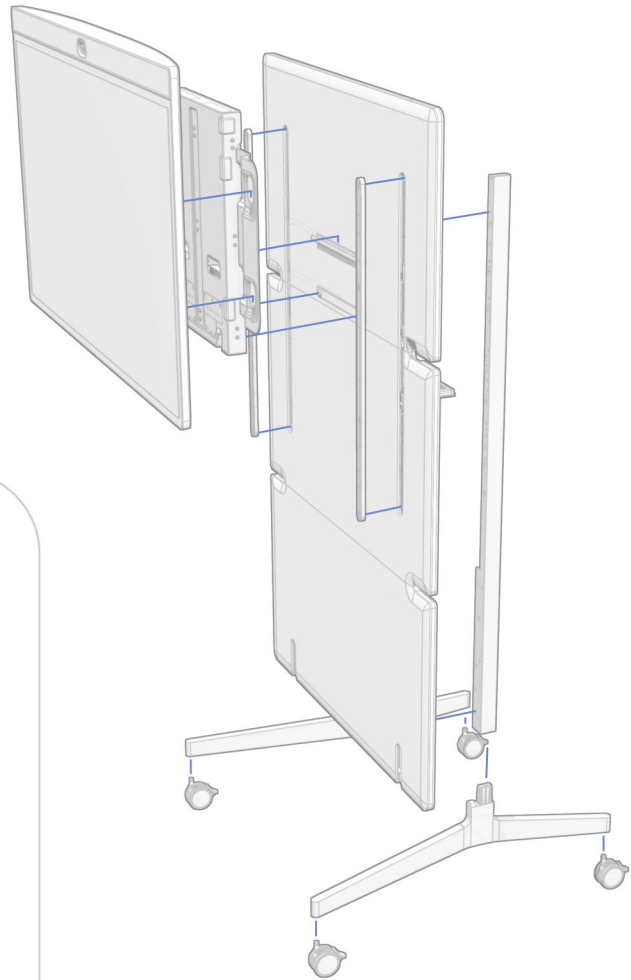
Table stand (optional)



Mounting options

Adaptive stand (optional)

2 x M8 screw: 3.94 inches (100 mm)
2 x M5 screw: 0.39 inches (10 mm)
26 x M5 screw: 0.47 inches (12 mm)
Power cord: 14.8 feet (4.5 meters)
4 x wheels



Adaptive mount (optional) Height-adjustable

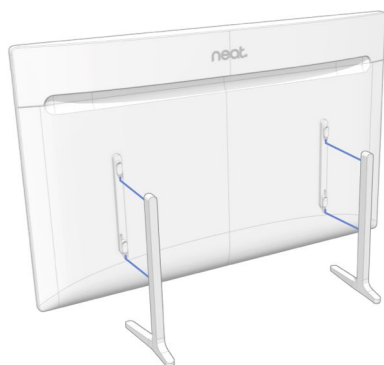



Table stand (included)

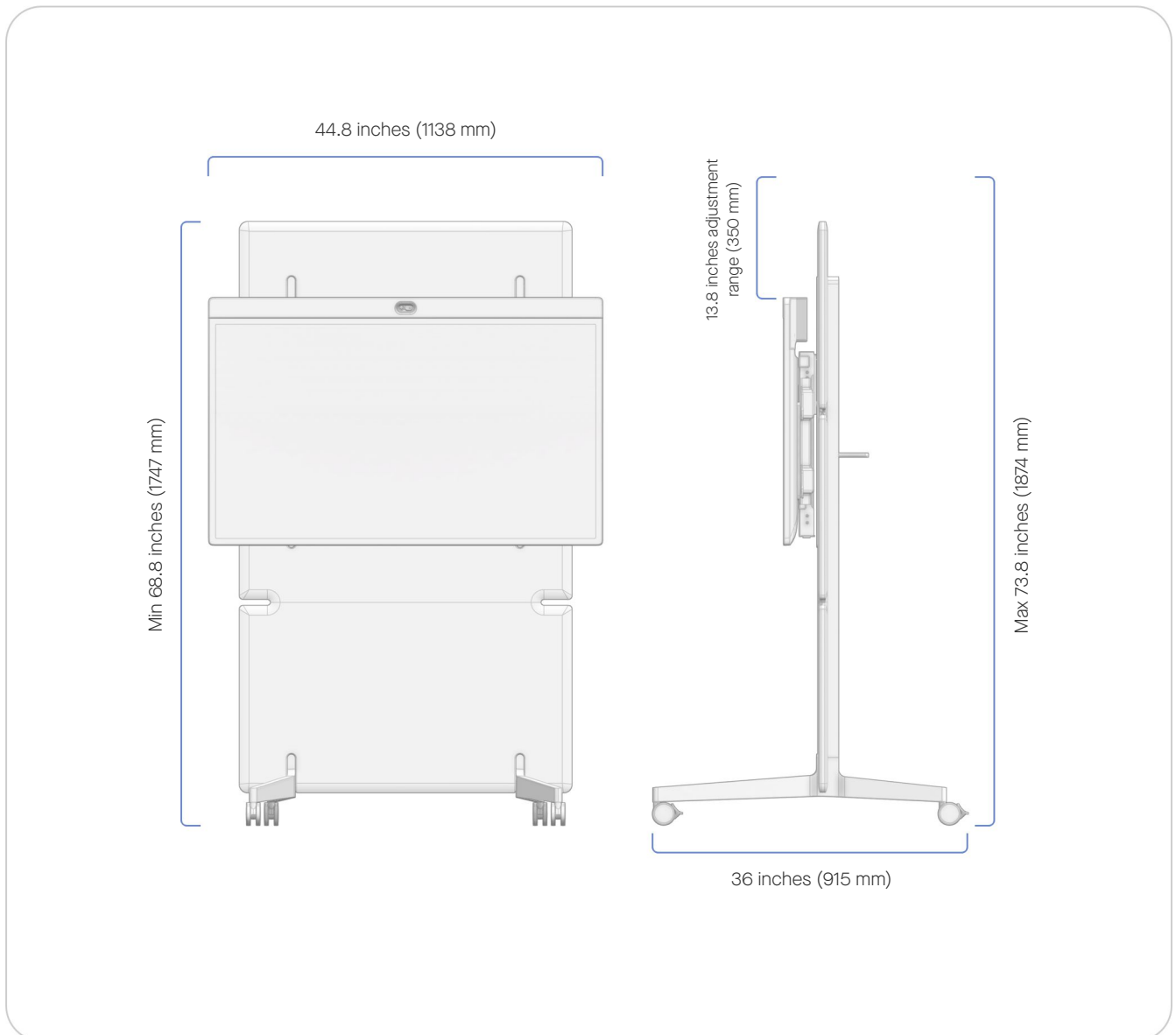


Wall mount (optional) VESA compatible



Screws for mounting to the wall are not included. Mounting on a wall should only be performed by qualified personnel in line with applicable facility and state regulations. The wall and the mounting equipment must safely withstand the product load.

Size and weight



Neat Board 50 with adaptive stand

Width: 44.8 inches (1138 mm)
Height min: 68.8 inches (1747 mm)
Height max: 73.8 inches (1874 mm)
Depth: 36 inches (915 mm)

Weight: 136.7 pounds (62 kg)
Net weight of adaptive stand:
86.7 pounds (39.4 kg)



Max shelf support weight:
11 pounds (5 kg)



Only use the Neat Board 50
adaptive stand with a Neat NF-H1
video conferencing device. Usage
with other equipment may result in
instability and cause injury.

Size and weight

Neat Board 50 with table stand

Width: 44.8 inches (1138 mm)
Height: 29.3 inches (745 mm)
Depth: 10.3 inches (261 mm)

Weight: 52 pounds (23.5 kg)
Net weight of table stand:
2 pounds (0.9 kg)



Neat Board 50 with wall mount

Width: 44.8 inches (1138 mm)
Height: 28.2 inches (716 mm)
Depth: 3.6 inches (92 mm)
Weight: 59.5 pounds (27 kg)

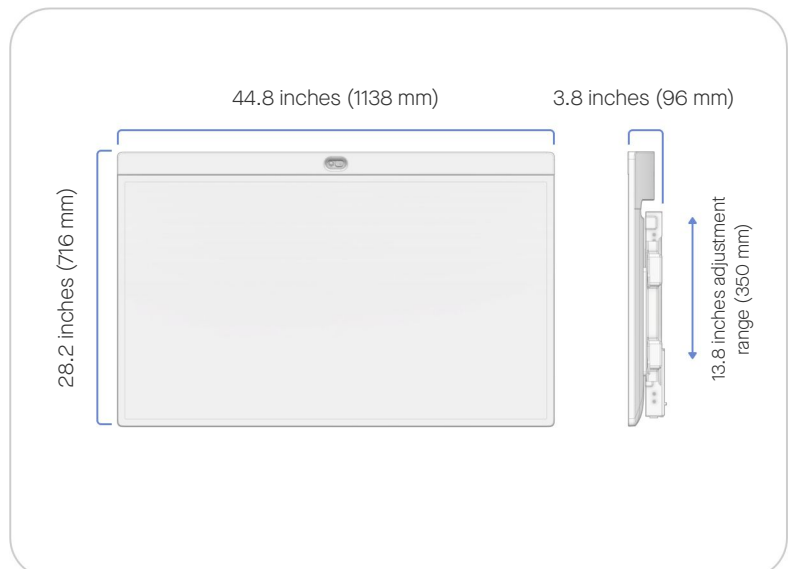
Weight: 59.5 pounds (27 kg)
Net weight of wall mount:
9.7 pounds (4.4 kg)



Neat Board 50 with adaptive mount

Width: 44.8 inches (1138 mm)
Height: 28.2 inches (716 mm)
Depth: 3.8 inches (96 mm)
Weight: 71.9 pounds (32.6 kg)

Weight: 71.9 pounds (32.6 kg)
Net weight of adaptive mount:
22.0 pounds (10 kg)



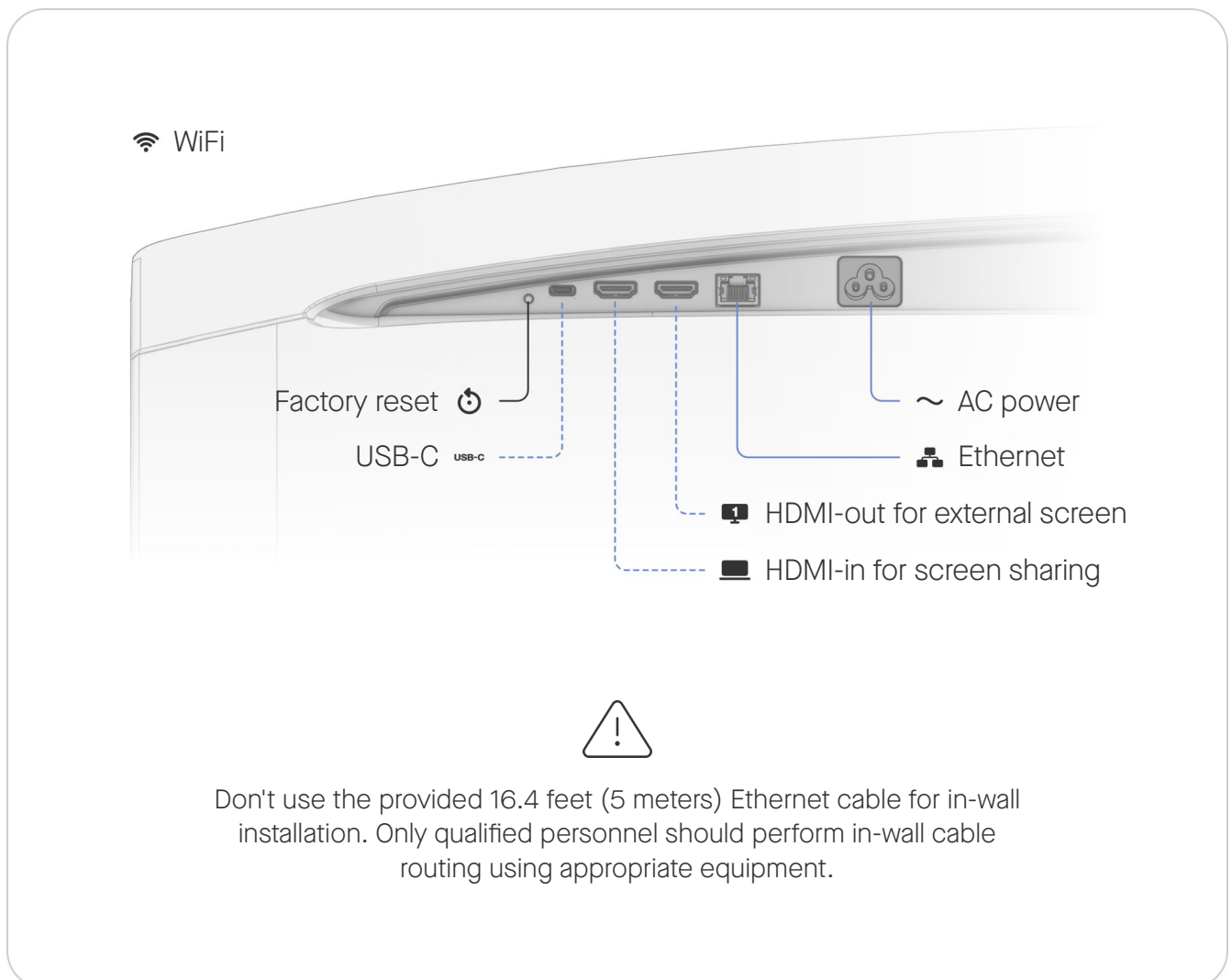
Setup and connectivity

Setup

Use the provided cables to set up the system. Connect the cables according to the illustration. Cables marked — are included. Cables marked - - - - are optional and not required for the system's basic use.

Requirements for a complete setup

Internet connection
Video service



Environmental requirements

Ambient operating temperature:
32° to 95° F / 0° - 35° C
Storage temperature: -4° - 140° F / -20° - 60° C
Relative humidity: 10% to 90%

Additional product information

<https://neat.no/board-50>